

# Welcome to the APC



# Aerospace Presentation Center (APC) Overview

- **This meeting is UNCLASSIFIED but has both open and ITAR controlled sessions.**
  - It will be necessary to check badges when entering ITAR controlled sessions
  - Please cooperate with Security personnel when entering sessions
  - Food is not permitted in the Presentation Room and all drinks must have covers
- **Personal Electronic Devices are permitted**
  - Please set phones and related devices to “SILENT” mode
  - Wireless signal strength in all APC rooms is poor and spatially variable
  - Hallways and Lobby have much better connections
- **Photography of any kind is **NOT PERMITTED** anywhere in the APC**
  - Not in the Presentation Room and not in the Exhibit Room
- **Registration and Help desks is located in the Lobby**
  - Go to them with questions or issues, they will know who to contact to solve your problem
- **Public telephones are provided in the Lobby and Food Court**
  - Emergency Contact Number (Lobby) 310-813-1002

# Badges

- Badges must be turned in at the Reception/Help desk at the end of the day and picked up again the next morning. You cannot take them with you.
- Meeting information and Lunch Vouchers are available at the Help Desk when you register.

# Presentations

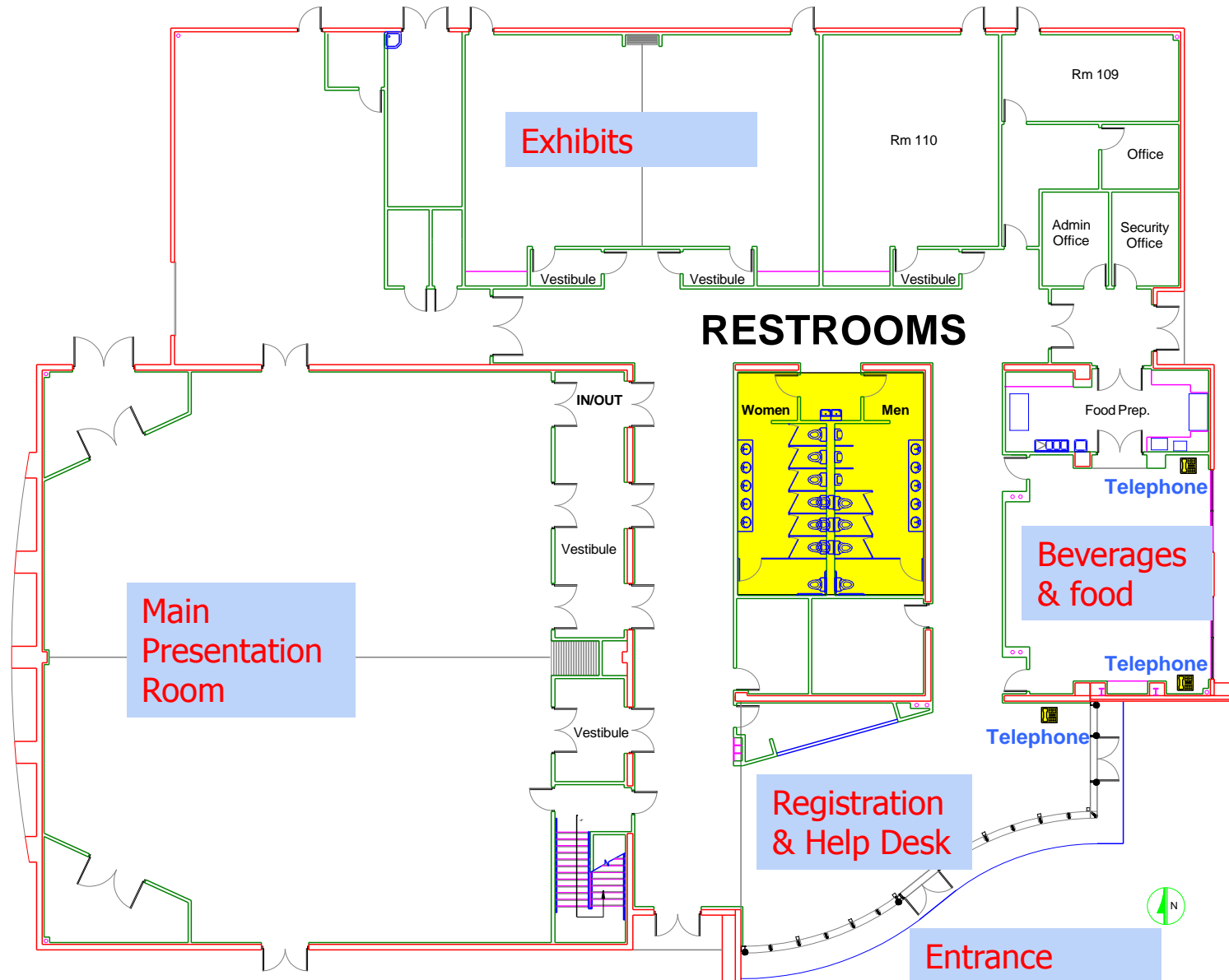
## ■ Presentations:

- Must be on a CD – memory sticks are not allowed, nor can you connect your laptop to the presentation system
- If you have not sent your presentation to us prior to today, please go to the Help Desk and they will assist you in getting your presentation into the system

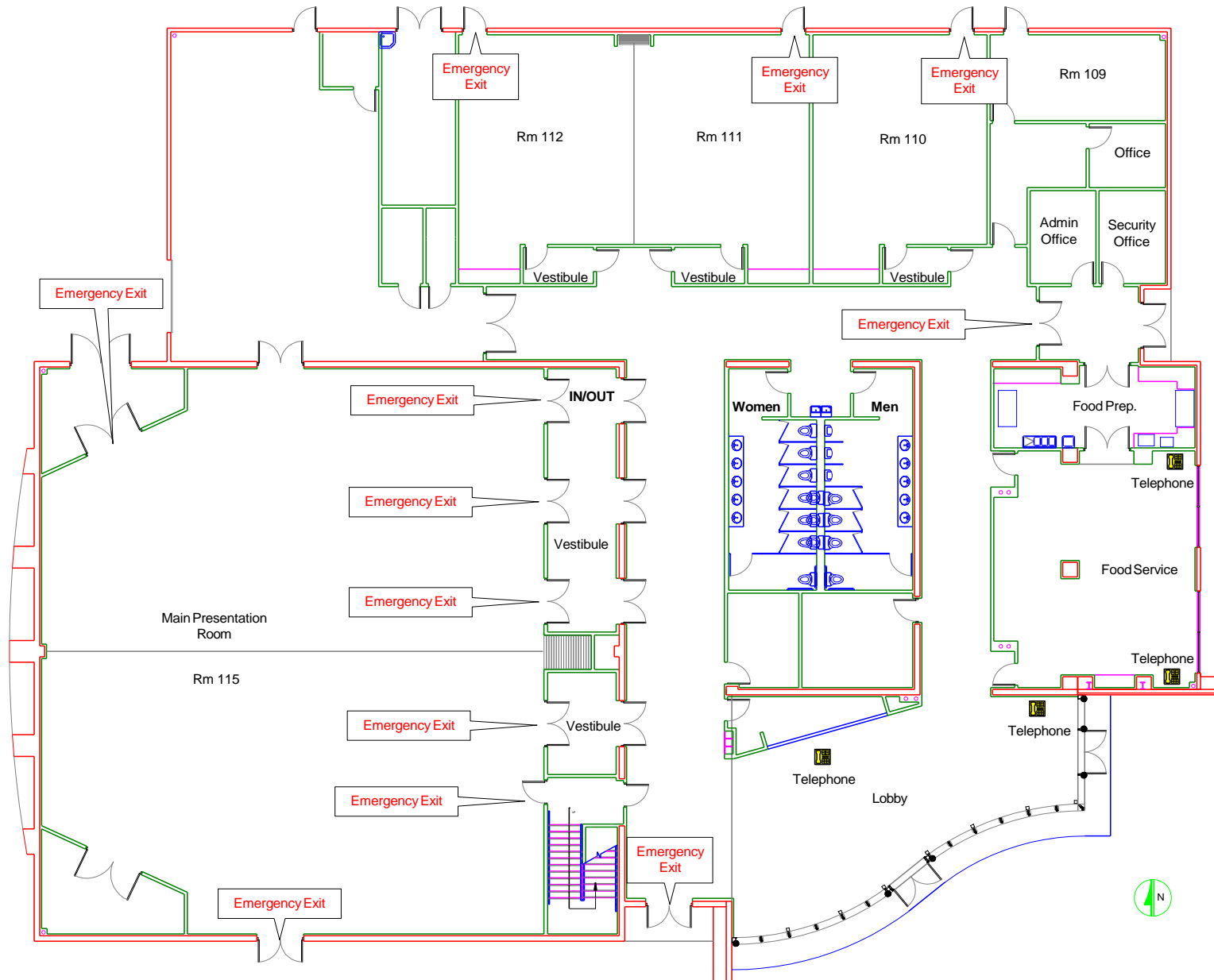
# JWST Tours

- All JWST tours will be ITAR restricted – US Citizens only
  - Sign up Sheets are at the Registration/Help desk, 20 person limit per tour
  - Tuesday and Wednesday tour will start at 2:00 PM
  - Thursday tour will start at 11:00 AM
  - Tour will take ~45 minutes from departure from APC to return to APC
  - Tour will require walking to another building from the APC (5-10 min)
  - Tour guide will be Dr Rolf Danner

# APC Layout for MTD 2013

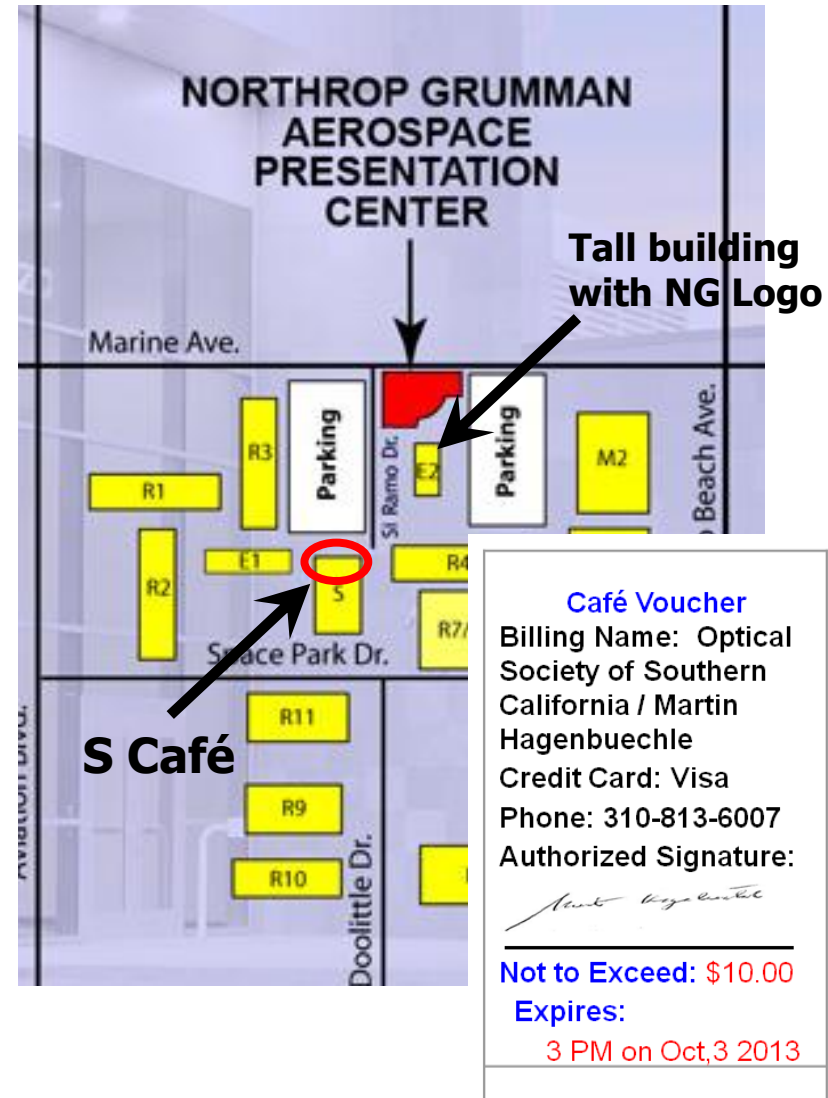


# Safety



# Food and Drink

- **Coffee/Breakfast/Drinks/Snacks**
  - Served in the APC Food Court
- **Lunch**
  - Lunch Vouchers are available at the Help Desk when you pick up your badge
  - Voucher is good for up to \$10 at the Northrop Grumman S Café on Tuesday, Wednesday, & Thursday (Friday you are on your own)
  - From the APC the S Café is on the other side of the tall (11 story) building with the NG Logo at the top (~5 minute walk)
  - Process
    - Select what you want for lunch
    - Go to the cashier, hand them the voucher
    - Have a seat and eat your lunch



***NORTHROP GRUMMAN***

